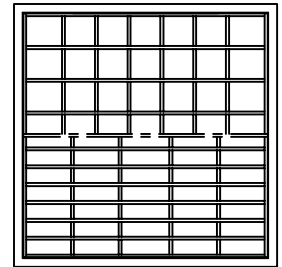






- (1) Geruchsverschluss
- (2) Schmutzfangsieb
- (3) Betonanker
- (4) Dichtflansch

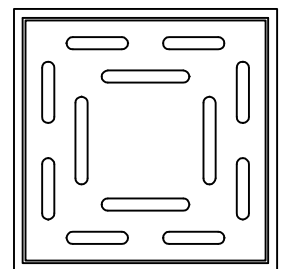
Abdeckungsvarianten



- Gitterrost mit Rutschhemmung
H = 30 / 20x20 mm, L15 
- Gitterrost
H = 30 / 30x10 mm, L15 



- Fliesenmulde
H = 30 / 15 mm, K3 



- Blechabdeckung Classic
H = 30 / 2 mm, K3 